Le flocon de Koch

En partant d'un triangle équilatéral de 9 cm de côté (étape 1), va jusqu'à l'étape 3.

Calcule ensuite le périmètre de la figure à chacune des 3 étapes.

Étape 2	 Étape 3	 Étape 4	 Étape 5

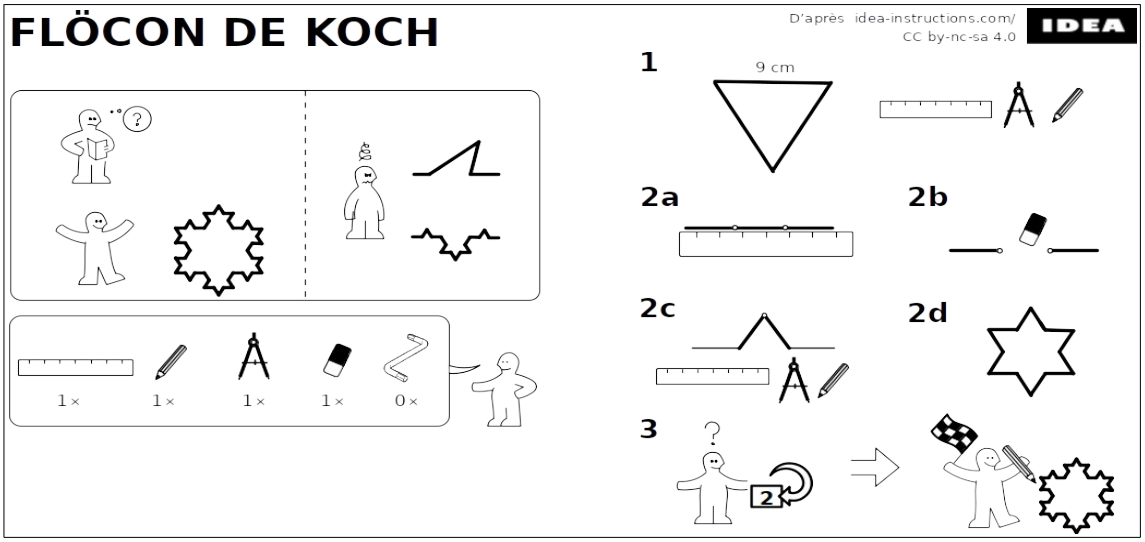

Le flocon de Koch

En partant d'un triangle équilatéral de 9 cm de côté (étape 1), va jusqu'à l'étape 3.

Calcule ensuite le périmètre de la figure à chacune des 3 étapes.

 Étape 2	 Étape 3	 Étape 4	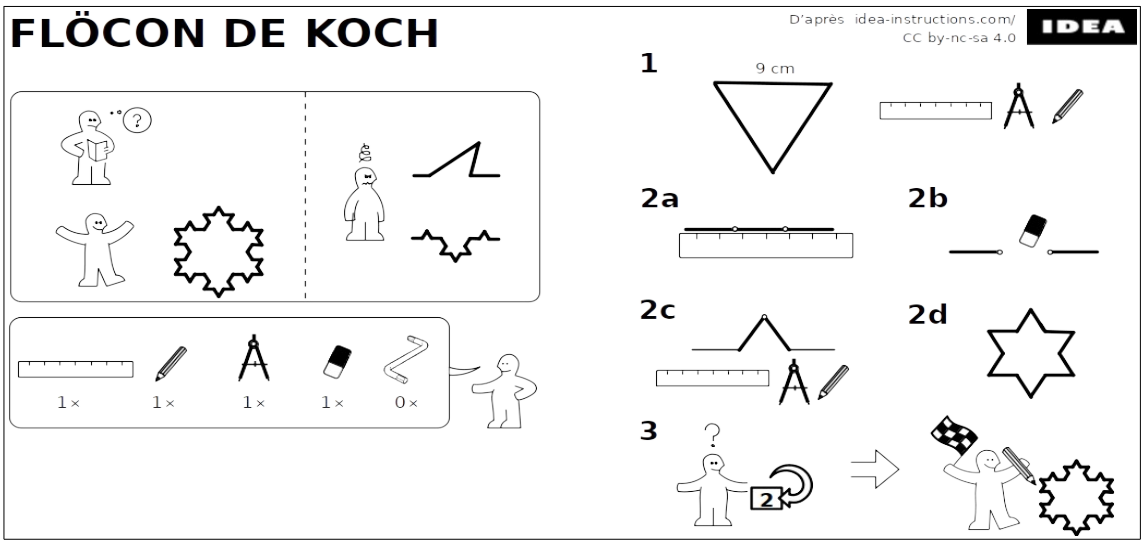 Étape 5